

MOREK

Creating a better future for You



CABLE GLANDS

2019



Morek brand products are quality products

Morek company overview

15 years of experience in electrotechnical field

Today, Morek Group includes 6 companies in 6 different European countries. The founding company – Morek ITOÜ – was established at the beginning of 2004 in Estonia. The higher education in the field of electrical engineering and previous relevant long-term professional experience of the enterprise founders facilitated the company's successful start-up and rapid growth. Today, we are a very strong experience-based group that has field-specific experience of 15 years.



Service staff of dedicated persons

We are a company that is a partner to its customers. Being a good partner for us primarily means understanding the needs of different market segments and providing services/products to those customers for whom we can create more value than our direct competitors. Successful sales promotion for us includes several activities that we engage in both pre-sale and post-sale to ensure customer satisfaction and long-term customer relations.

The entire Morek Group staff is committed to working every day to attain these objectives. We know that this is the only way for both our customers and ourselves to be successful.



Steady growing over the years

Morek Group has steadily grown every year since its establishment. The growth has occurred during the construction sector boom as well as the global recession. Today, we are represented in Finland, Estonia, Latvia, Lithuania, Poland and Czech Republic. Steady growth will also continue in the coming years.




Credit rating amongst the TOP 16% companies in Estonia

Invoices paid on time, sufficient amount of products in the warehouses, timely paid salaries, tools suitable for the employees, etc. – all these things require the availability of sufficient circulating capital. Morek IT OÜ, the parent company of Morek Group, has an AA credit rating which places it among the TOP 16% of companies in Estonia.

Continuous representation at exhibitions

Following new market trends, getting an overview of competitors' activities, receiving feedback on products and meeting suppliers and customers in order to find new, innovative and suitable solutions are only a few keywords of what our aims are at international professional exhibitions. That is why we consider participation at these exhibitions to be extremely important. Our booth can be found at major fairs in the field of electrotechnics such as Amper Fair in Czech Republic, Energetab in Poland and Hannover Messe in Germany.




Carefully selected producers from Western European countries

Our product portfolio contains only quality products, which are made by following very high standards throughout the whole production process. We cooperate only with manufacturers who have years of experience in production, product development and research. In that way, we can be certain of offering products of the same quality as well-known large corporations.



Widest portfolio for cable connectors available on the market

We mainly specialise in cable connectors. After long-term market observation, product selection and purchasing negotiations, we can say for certain that we have the widest portfolio of cable connectors on the market.



Range of 1,000+ Morek brand products

It is important for every customer to use their time efficiently and concentrate on their main activity. We have compiled our portfolio in such a way that it represents the entire product range of cable connectors, and also accommodates the most specified expectations. Therefore, the portfolio includes more than 1,000 items and the number continues to grow.

Since we are sure of the quality of the offered products, we have assembled them all under the Morek quality brand. Selling products under our own brand name provides our guarantee that the supplied product meets the highest quality standard.

Certificates, declarations issued to/by Morek Group

In addition to quality, it is also essential that the products are safe and meet the criteria of existing regulations and standards. In our product range, you find items for which certifications have been issued by internationally acknowledged certification bodies such as UL, FIMKO and Lloyd's.

CE and RoHS declarations of conformity are self-evident keywords in the case of our product portfolio.



Morek brand products offered at a good price-quality ratio

The Morek Group companies are represented in 6 different countries so we have a permanent overview of the product range offered on our home markets and the price range. We have direct contact with different manufacturers and considerable purchase volume for bulk purchases. As a result, we can offer our customers products that are always above the average in terms of quality offered on the market while at reasonable prices. Our entire product portfolio is compiled by considering such price and quality criteria.

Innovation


For us, innovation begins with seemingly small things.

On the one hand, it is everything that makes the customers life easier, e.g. placing a product order that is faster and simpler in comparison with what is usually offered on the market, or a quickly navigable product catalogue.

On the other hand, it is the products offered to the customers that differ from what is available in a standard range.

We also offer tailor-made solutions, which take into account the requirements of a particular customer and are especially produced at the plant for them. We have also added some products to the portfolio that consider both the market demands and what the customers may not know to ask for, yet which make their basic work easier and save time, installation space and money (e.g. OTL terminals, Moflex, gel joints, cable entry plates, MAC terminals, etc.)

Our manufacturing plants have the required competence, flexibility and production capacity for testing and manufacturing special orders over many decades.



5-year guarantee

We are convinced of our products' reliability and that is why we give a 5-year guarantee on all our products.



Timely deliveries

Our central warehouses are located in Estonia, Lithuania and Czech Republic. Goods can be shipped from any of these warehouses. Depending on the destination location, the express delivery time can be 24 h or even a couple of hours. Thereby, we ensure that the customers will get their goods exactly by the time they need them.



Quick claim settlement

We respond to all our customers' possible claims as promptly as possible. Unlike large corporations, we are able to solve technical problems with products very quickly because there are few management levels in our organisation – communication between different countries and employees takes place quickly and directly, and a production specialist of whatever product is always only a maximum of two contacts away from the customer.

Our promise: Morek brand products are quality products. We never compromise on that

One of the fundamental principles of the company's operation is the promise that all the employees know the basis on which the products are selected and the services are designed. According to this, the customer can make their most important choice – whether the products and services of this company are for them or not.

Our promise is that Morek brand products are quality products. Since this is the foundation of our business success, we never compromise on that.



Conflict minerals policy

Morek Group supports the goal of ending violence, human rights violations and environmental devastation in the DRC. We comply with any requirements applicable to our Group under the US "Conflict Minerals" rules and will follow EU law under "Conflict Minerals" regulation as soon as it will be confirmed.

Plastic cable glands	5
Polyamide cable glands, standard	6
Polyamide cable glands, reduced	8
Polyamide cable glands. Spiral type	9
Polyamide blind stops	10
Polyamide lock nuts	11
Protection taps	13
Metal cable glands	14
Metal cable glands, standard, brass	15
Metal cable glands, standard, stainless steel	16
Metal cable glands, mini, brass	17
Metal cable glands, EMC, brass	18
Metal cable glands, special size, brass	19
Metal blind stop, brass	20
Metal lock nuts, brass	21
Metal lock nuts, stainless steel	22
Metal lock nuts, EMC, brass/stainless steel	23
Ventilation glands	24
Ventilation glands, plastic	25
Ventilation glands, metal	26
Ventilation plugs, plastic	28
Ventilation plugs, metal	29

Plastic cable glands

| IP68

| Polyamide

| Vibration- and UV-resistant

| Halogen-free

| Easy to assemble




Technical specifications


































Material


































- Cap nut and gland body: polyamide PA6 V2
- Sealing ring: TPV

Properties

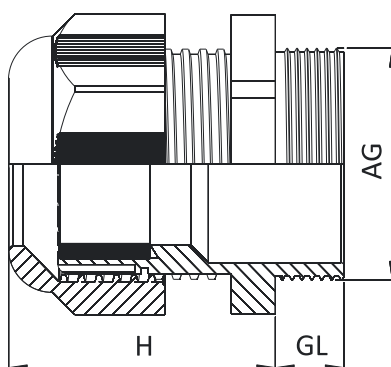
- Connection thread: metric (EN 60423) / PG (DIN 40430)
- Protection class: IP68 at up to 5 bar
- Temperature range: -20 °C +100 °C; -30 °C +150 °C (short term)
- Vibration resistance
- UV resistance
- Easy to assemble
- Halogen free



Order code	Thread (AG)	Color	Shade	Dimensions (mm)		Hex (mm)	Cable diameter (mm)	Weight (g)	Package (pcs)
				H	GL				
MBP2ST12L0	M 12 x 1,5	Grey 	RAL 7035	24	8	15	3-6,5	3,5	100
MBP2ST12G0		Grey 	RAL 7001						
MBP2ST12B0		Black 	RAL 9005						
MBP2ST16L0	M 16 x 1,5	Grey 	RAL 7035	28	8	19	4-8	5,85	100
MBP2ST16G0		Grey 	RAL 7001						
MBP2ST16B0		Black 	RAL 9005						
MBP2ST16L1	M 16 x 1,5	Grey 	RAL 7035	29	10	22	5-10	8,15	100
MBP2ST16G1		Grey 	RAL 7001						
MBP2ST16B1		Black 	RAL 9005						
MBP2ST20L0	M 20 x 1,5	Grey 	RAL 7035	29	10	24	6-12	10,35	100
MBP2ST20G0		Grey 	RAL 7001						
MBP2ST20B0		Black 	RAL 9005						
MBP2ST20L1	M 20 x 1,5	Grey 	RAL 7035	29	10	24	4-10	10,55	100
MBP2ST20G1		Grey 	RAL 7001						
MBP2ST20B1		Black 	RAL 9005						
MBP2ST20L2	M 20 x 1,5	Grey 	RAL 7035	33	10	27	10-14	13,11	100
MBP2ST20G2		Grey 	RAL 7001						
MBP2ST20B2		Black 	RAL 9005						
MBP2ST25L0	M 25 x 1,5	Grey 	RAL 7035	38	10	33	13-18	21	50
MBP2ST25G0		Grey 	RAL 7001						
MBP2ST25B0		Black 	RAL 9005						
MBP2ST32L0	M 32 x 1,5	Grey 	RAL 7035	41	10	42	18-25	36,4	25
MBP2ST32G0		Grey 	RAL 7001						
MBP2ST32B0		Black 	RAL 9005						
MBP2ST40L0	M 40 x 1,5	Grey 	RAL 7035	51	10	53	22-32	66,45	10
MBP2ST40G0		Grey 	RAL 7001						
MBP2ST40B0		Black 	RAL 9005						
MBP2ST50L0	M 50 x 1,5	Grey 	RAL 7035	53	18	60	30-38	88,11	5
MBP2ST50G0		Grey 	RAL 7001						
MBP2ST50B0		Black 	RAL 9005						
MBP2ST63L0	M 63 x 1,5	Grey 	RAL 7035	55	18	70	34-44	98	5
MBP2ST63G0		Grey 	RAL 7001						
MBP2ST63B0		Black 	RAL 9005						

Order code	Thread (AG)	Color	Shade	Dimensions (mm)		Hex (mm)	Cable diameter (mm)	Weight (g)	Package (pcs)
				H	GL				
MBP1ST07L0	PG 7	Grey 	RAL 7035	24	8	15	3-6,5	3,6	100
MBP1ST07G0		Grey 	RAL 7001						
MBP1ST07B0		Black 	RAL 9005						
MBP1ST09L0	PG 9	Grey 	RAL 7035	28	8	19	4-8	5,8	100
MBP1ST09G0		Grey 	RAL 7001						
MBP1ST09B0		Black 	RAL 9005						
MBP1ST11L0	PG 11	Grey 	RAL 7035	29	8	22	5-10	7,8	100
MBP1ST11G0		Grey 	RAL 7001						
MBP1ST11B0		Black 	RAL 9005						
MBP1ST13L0	PG 13,5	Grey 	RAL 7035	29	9	24	6-12	9,1	100
MBP1ST13G0		Grey 	RAL 7001						
MBP1ST13B0		Black 	RAL 9005						
MBP1ST13L1	PG 13,5	Grey 	RAL 7035	29	9	24	4-10	9,3	100
MBP1ST13G1		Grey 	RAL 7001						
MBP1ST13B1		Black 	RAL 9005						
MBP1ST16L0	PG 16	Grey 	RAL 7035	33	9	27	10-14	12	100
MBP1ST16G0		Grey 	RAL 7001						
MBP1ST16B0		Black 	RAL 9005						
MBP1ST21L0	PG 21	Grey 	RAL 7035	38	11	33	13-18	19,6	50
MBP1ST21G0		Grey 	RAL 7001						
MBP1ST21B0		Black 	RAL 9005						
MBP1ST29L0	PG 29	Grey 	RAL 7035	41	11	42	18-25	32,7	25
MBP1ST29G0		Grey 	RAL 7001						
MBP1ST29B0		Black 	RAL 9005						
MBP1ST36L0	PG 36	Grey 	RAL 7035	51	13	53	22-32	65,5	10
MBP1ST36G0		Grey 	RAL 7001						
MBP1ST36B0		Black 	RAL 9005						
MBP1ST42L0	PG 42	Grey 	RAL 7035	53	13	60	30-38	78,3	5
MBP1ST42G0		Grey 	RAL 7001						
MBP1ST42B0		Black 	RAL 9005						
MBP1ST48L0	PG 48	Grey 	RAL 7035	55	14	65	34-44	89,1	5
MBP1ST48G0		Grey 	RAL 7001						
MBP1ST48B0		Black 	RAL 9005						

Dimensions




Technical specifications

Material

- Cap nut and gland body: polyamide PA6 V2
- Sealing ring: TPV

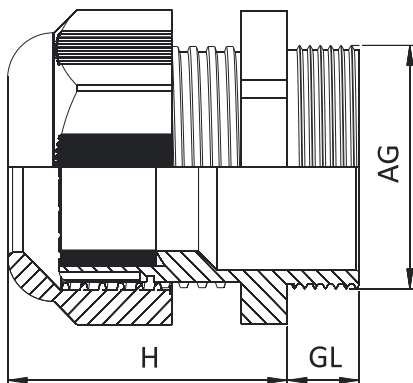
Properties

- Connection thread: metric (EN 60423)
- Protection class: IP68 at up to 5 bar
- Temperature range: -20 °C +100 °C; -30 °C +150 °C (short term)
- For wide range of cables
- Vibration resistance
- UV resistance
- Easy to assemble
- Halogen free



Order code	Thread (AG)	Color	Shade	Dimensions (mm)		Hex (mm)	Cable diameter (mm)	Weight (g)	Package (pcs)
				H	GL				
MBP2EM25L0	M 25 x 1,5	Grey	RAL 7035	35	10	29	11-17	14	50
MBP2EM25L1	M 25 x 1,5	Grey	RAL 7035	35	10	29	9-14	15	50
MBP2EM32L0	M 32 x 1,5	Grey	RAL 7035	40	10	36	15-21	24	30
MBP2EM40L0	M 40 x 1,5	Grey	RAL 7035	43	10	46	19-28	40	20

Dimensions



Technical specifications

Material

- Cap nut and gland body: polyamide PA6 V2
- Sealing ring: TPV special seal for bend resistance

Properties

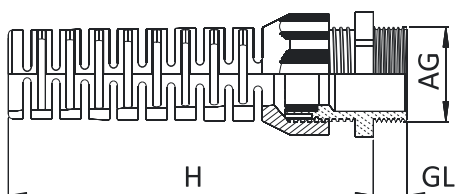
- Connection thread: metric (EN 60423) / PG (DIN 40430)
- Protection class: IP68 at up to 5 bar
- Temperature range: -20 °C +100 °C; -30 °C +150 °C (short term)
- With spiral top for bend protection
- For highly movable flexible cables
- Vibration resistance
- UV resistance
- Easy to assemble
- Halogen free



Order code	Thread (AG)	Color	Shade	Dimensions (mm)		Hex (mm)	Cable diameter (mm)	Weight (g)	Package (pcs)
				H	GL				
MBP2BR12L0	M 12 x 1,5	Grey	RAL 7035	57	8	15	3-6,5	4,4	100
MBP2BR16L0	M 16 x 1,5	Grey	RAL 7035	70	8	19	4-8	7,8	100
MBP2BR16L1	M 16 x 1,5	Grey	RAL 7035	81	10	22	5-10	11,3	50
MBP2BR20L0	M 20 x 1,5	Grey	RAL 7035	89	10	24	6-12	14,9	50
MBP2BR20L1	M 20 x 1,5	Grey	RAL 7035	107	10	27	10-14	20,1	50
MBP2BR25L0	M 25 x 1,5	Grey	RAL 7035	124	10	33	13-18	34,8	25

Order code	Thread (AG)	Color	Shade	Dimensions (mm)		Hex (mm)	Cable diameter (mm)	Weight (g)	Package (pcs)
				H	GL				
MBP1BR07L0	PG 7	Grey	RAL 7035	57	8	15	3-6,5	4,2	100
MBP1BR09L0	PG 9	Grey	RAL 7035	70	8	19	4-8	7,4	100
MBP1BR11L0	PG 11	Grey	RAL 7035	81	8	22	5-10	10,8	50
MBP1BR13L0	PG 13,5	Grey	RAL 7035	89	9	24	6-12	14	50
MBP1BR16L0	PG 16	Grey	RAL 7035	107	9	27	10-14	20,5	50
MBP1BR21L0	PG 21	Grey	RAL 7035	124	11	33	13-18	33,7	25

Dimensions



Technical specifications

Material

- Blind stop: polyamide PA6 V2
- Sealing ring: NBR (on request)

Properties

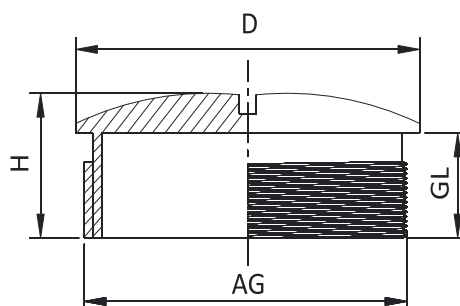
- For unused threaded holes
- Connection thread: metric (EN 60423) / PG (DIN 40430)
- Protection class: IP54 / IP68 (with o-ring)
- Temperature range: -20 °C +100 °C; -30 °C +150 °C (short term)
- UV resistance
- Halogen free



Order code	Thread (AG)	Color	Shade	Dimensions (mm)			Weight (g)	Package (pcs)
				H	GL	D		
MBP2BS12L0	M 12 x 1,5	Grey	RAL 7035	8,5	6	15	0,66	1000
MBP2BS16L0	M 16 x 1,5	Grey	RAL 7035	10	7	20	1,27	1000
MBP2BS20L0	M 20 x 1,5	Grey	RAL 7035	10	7	24	1,75	500
MBP2BS25L0	M 25 x 1,5	Grey	RAL 7035	14	10	30	3,55	300
MBP2BS32L0	M 32 x 1,5	Grey	RAL 7035	14	10	37	4,85	200
MBP2BS40L0	M 40 x 1,5	Grey	RAL 7035	15	10	48	9,11	100

Order code	Thread (AG)	Color	Shade	Dimensions (mm)			Weight (g)	Package (pcs)
				H	GL	D		
MBP1BS07L0	PG 7	Grey	RAL 7035	8	6	15	0,66	1000
MBP1BS09L0	PG 9	Grey	RAL 7035	8,2	6	19	0,9	1000
MBP1BS11L0	PG 11	Grey	RAL 7035	8,5	6	22	1,27	500
MBP1BS13L0	PG 13,5	Grey	RAL 7035	8,5	6	25	1,44	500
MBP1BS16L0	PG 16	Grey	RAL 7035	8,5	6	27	1,75	500
MBP1BS21L0	PG 21	Grey	RAL 7035	12	8	33	3,55	300
MBP1BS29L0	PG 29	Grey	RAL 7035	11,3	8	44	4,85	200
MBP1BS36L0	PG 36	Grey	RAL 7035	14,3	10	55	9,11	100

Dimensions




Technical specifications

























Material


































- Hexagonal lock nut: polyamide PA6 V2 + 30% GF
- Connection thread: metric (EN 60423) / PG (DIN 40430)

Properties

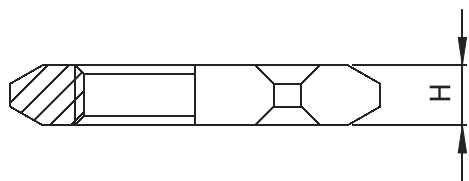
- For tightening of cable glands
- Temperature range: -20 °C +100 °C; -30 °C +150 °C (short term)
- UV resistance
- Halogen free



Order code	Thread (AG)	Color	Shade	Dimensions (mm)	Hex (mm)	Weight (g)	Package (pcs)	
				H				
MBP2LS12L0	M 12 x 1,5	Grey		RAL 7035	5	18	1,05	1000
MBP2LS12G0		Grey		RAL 7001				
MBP2LS12B0		Black		RAL 9005				
MBP2LS16L0	M 16 x 1,5	Grey		RAL 7035	5	22	1,3	1000
MBP2LS16G0		Grey		RAL 7001				
MBP2LS16B0		Black		RAL 9005				
MBP2LS20L0	M 20 x 1,5	Grey		RAL 7035	6	26	2	500
MBP2LS20G0		Grey		RAL 7001				
MBP2LS20B0		Black		RAL 9005				
MBP2LS25L0	M 25 x 1,5	Grey		RAL 7035	6	32	3	500
MBP2LS25G0		Grey		RAL 7001				
MBP2LS25B0		Black		RAL 9005				
MBP2LS32L0	M 32 x 1,5	Grey		RAL 7035	7	41	5,86	200
MBP2LS32G0		Grey		RAL 7001				
MBP2LS32B0		Black		RAL 9005				
MBP2LS40L0	M 40 x 1,5	Grey		RAL 7035	7	50	11	100
MBP2LS40G0		Grey		RAL 7001				
MBP2LS40B0		Black		RAL 9005				
MBP2LS50L0	M 50 x 1,5	Grey		RAL 7035	8	60	13	75
MBP2LS50G0		Grey		RAL 7001				
MBP2LS50B0		Black		RAL 9005				
MBP2LS63L0	M 63 x 1,5	Grey		RAL 7035	8	75	17,5	50
MBP2LS63G0		Grey		RAL 7001				
MBP2LS63B0		Black		RAL 9005				

Order code	Thread (AG)	Color	Shade	Dimensions (mm)		Hex (mm)	Weight (g)	Package (pcs)
				H				
MBP1LS07L0	PG 7	Grey 	RAL 7035	5		19	1,2	1000
MBP1LS07G0		Grey 	RAL 7001					
MBP1LS07B0		Black 	RAL 9005					
MBP1LS09L0	PG 9	Grey 	RAL 7035	5		22	1,2	1000
MBP1LS09G0		Grey 	RAL 7001					
MBP1LS09B0		Black 	RAL 9005					
MBP1LS09L1	PG 9	Grey 	RAL 7035	5		19	1,2	1000
MBP1LS09G1		Grey 	RAL 7001					
MBP1LS09B1		Black 	RAL 9005					
MBP1LS11L0	PG 11	Grey 	RAL 7035	5		24	1,5	1000
MBP1LS11G0		Grey 	RAL 7001					
MBP1LS11B0		Black 	RAL 9005					
MBP1LS13L0	PG 13,5	Grey 	RAL 7035	6		27	2,37	500
MBP1LS13G0		Grey 	RAL 7001					
MBP1LS13B0		Black 	RAL 9005					
MBP1LS16L0	PG 16	Grey 	RAL 7035	6		30	3	500
MBP1LS16G0		Grey 	RAL 7001					
MBP1LS16B0		Black 	RAL 9005					
MBP1LS21L0	PG 21	Grey 	RAL 7035	7		36	4,5	250
MBP1LS21G0		Grey 	RAL 7001					
MBP1LS21B0		Black 	RAL 9005					
MBP1LS29L0	PG 29	Grey 	RAL 7035	7		46	6,21	200
MBP1LS29G0		Grey 	RAL 7001					
MBP1LS29B0		Black 	RAL 9005					
MBP1LS36L0	PG 36	Grey 	RAL 7035	8		60	14	100
MBP1LS36G0		Grey 	RAL 7001					
MBP1LS36B0		Black 	RAL 9005					
MBP1LS42L0	PG 42	Grey 	RAL 7035	8		65	15	50
MBP1LS42G0		Grey 	RAL 7001					
MBP1LS42B0		Black 	RAL 9005					
MBP1LS48L0	PG 48	Grey 	RAL 7035	8		70	18	50
MBP1LS48G0		Grey 	RAL 7001					
MBP1LS48B0		Black 	RAL 9005					

Dimensions



Technical specifications

Material

- Polyamide PA6
- Temperature range: -20 °C +100 °C



Order code	PG Thread	M Thread	Color	Shade
MBP0PT07B0	PG 7	M 12 x 1,5	Black ●	RAL 9005
MBP0PT09B0	PG 9	M 16 x 1,5	Black ●	RAL 9005
MBP0PT11B0	PG 11	M 16 x 1,5	Black ●	RAL 9005
MBP0PT13B0	PG 13,5	M 20 x 1,5	Black ●	RAL 9005
MBP0PT16B0	PG 16	M 20 x 1,5	Black ●	RAL 9005
MBP0PT21B0	PG 21	M 25 x 1,5	Black ●	RAL 9005
MBP0PT29B0	PG 29	M 32 x 1,5	Black ●	RAL 9005
MBP0PT36B0	PG 36	M 40 x 1,5	Black ●	RAL 9005
MBP0PT42B0	PG 42	M 50 x 1,5	Black ●	RAL 9005
MBP0PT48B0	PG 48	M 63 x 1,5	Black ●	RAL 9005

Metal cable glands

| IP68

| Brass, stainless steel

| Vibration- and UV-resistant

| Heavy duty

| Easy to assemble



Technical specifications

Material

- Cap nut and gland body: nickel-plated brass
- Clamping insert: polyamide PA6 V2
- Sealing ring: TPV
- O-ring: NBR

Properties

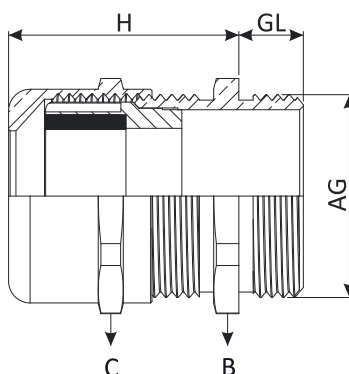
- Connection thread: metric (EN 60423) / PG (DIN 40430)
- Protection class: IP68 at up to 5 bar
- Temperature range: -20 °C +100 °C;
-40 °C +150 °C (short term)
- Easy to assemble
- Long thread versions available
- High strain relief



Order code	Thread (AG)	Dimensions (mm)		Hex B (mm)	Hex C (mm)	Cable diameter (mm)	Weight (g)	Package (pcs)
		H	GL					
MBM2ST12E0	M 12 x 1,5	22	6	14	14	3-6,5	12	100
MBM2ST16E0	M 16 x 1,5	23	7	18	17	4-8	18,4	50
MBM2ST20E0	M 20 x 1,5	26,5	8	22	22	6-12	29,2	50
MBM2ST20E1	M 20 x 1,5	26,5	8	22	22	4-10	30,05	50
MBM2ST25E0	M 25 x 1,5	28	8	27	24	10-14	36	25
MBM2ST30E0	M 32 x 1,5	31,5	9	34	30	13-18	67	20
MBM2ST40E0	M 40 x 1,5	38	9	43	40	18-25	138,6	10
MBM2ST50E0	M 50 x 1,5	43	9	55	50	22-32	231,4	5
MBM2ST63E0	M 63 x 1,5	48	14	68	64	33-44	414,4	5

Order code	Thread (AG)	Dimensions (mm)		Hex (mm)	Cable diameter (mm)	Weight (g)	Package (pcs)
		H	GL				
MBM1ST07E0	PG 7	22	6	14	3-6,5	11,8	100
MBM1ST09E0	PG 9	23	6	17	4-8	16,6	50
MBM1ST11E0	PG 11	24,5	6	20	5-10	23,2	50
MBM1ST13E0	PG 13,5	26,5	6,5	22	6-12	29,6	50
MBM1ST13E1	PG 13,5	26,5	6,5	22	4-10	29,8	50
MBM1ST16E0	PG 16	28	6,5	24	10-14	31,6	50
MBM1ST21E0	PG 21	31,5	7	30	13-18	55	25
MBM1ST29E0	PG 29	38	8	40	18-25	115,6	20
MBM1ST36E0	PG 36	43	10	50	22-32	198,4	10
MBM1ST42E0	PG 42	47	12	57	30-38	231,8	5
MBM1ST48E0	PG 48	48	14	64	33-44	344,8	5

Dimensions



Technical specifications

Material

- Cap nut and gland body: stainless steel (1.4305 / AISI303-1.4404 / AISI316L)
- Clamping insert: polyamide PA6 V2
- Sealing ring: TPV
- O-ring: NBR

Properties

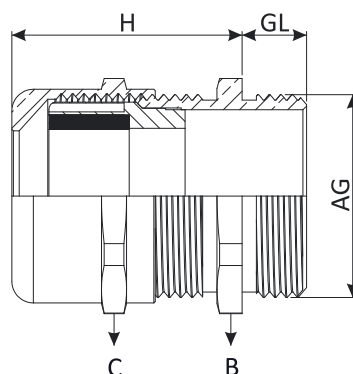
- Connection thread: metric (EN60423) / PG (DIN 40430)
- Protection class: IP68 - 5 bar
- Temperature range: -20 °C +100 °C; -40 °C +150 °C (short term)
- High corrosion resistance
- Smooth surfaces
- Easy to assemble
- Food, pharmaceutical industry and on / off-shore applications



Order code	Thread (AG)	Dimensions (mm)		Hex B (mm)	Hex C (mm)	Cable diameter (mm)	Weight (g)	Package (pcs)
		H	GL					
MBS2ST12E0	M 12 x 1,5	22	6	14	14	3-6,5	12,5	100
MBS2ST16E0	M 16 x 1,5	23	7	18	17	4-8	18,5	50
MBS2ST20E0	M 20 x 1,5	26,5	8	22	22	6-12	26	50
MBS2ST20E1	M 20 x 1,5	26,5	8	22	22	4-10	26,2	50
MBS2ST25E0	M 25 x 1,5	28	8	27	24	10-14	41	25
MBS2ST32E0	M 32 x 1,5	31,5	9	36	30	13-18	70	20
MBS2ST40E0	M 40 x 1,5	38	9	46	41	18-25	144,5	10
MBS2ST50E0	M 50 x 1,5	43	9	55	50	22-32	255	5
MBS2ST63E0	M 63 x 1,5	48	14	70	65	33-44	395,6	5

Order code	Thread (AG)	Dimensions (mm)		Hex (mm)	Cable diameter (mm)	Weight (g)	Package (pcs)
		H	GL				
MBS1ST07E0	PG 7	22	6	14	3-6,5	12,5	100
MBS1ST09E0	PG 9	23	6	17	4-8	16,6	50
MBS1ST11E0	PG 11	24,5	6	22	5-10	23,2	50
MBS1ST13E0	PG 13,5	26,5	6,5	22	6-12	29,6	50
MBS1ST13E1	PG 13,5	26,5	6,5	22	4-10	29,8	50
MBS1ST16E0	PG 16	28	6,5	24	10-14	31,6	50
MBS1ST21E0	PG 21	31,5	7	30	13-18	55	25
MBS1ST29E0	PG 29	38	8	41	18-25	115,6	20
MBS1ST36E0	PG 36	43	10	50	32-32	145	10
MBS1ST42E0	PG 42	47	12	60	30-38	255	5
MBS1ST48E0	PG 48	48	14	65	33-34	345	5

Dimensions



Technical specifications

Material

- Cap nut and gland body: nickel-plated brass
- Sealing ring: TPV / silicone / EPDM
- O-ring: NBR / TPV / silicone / EPDM

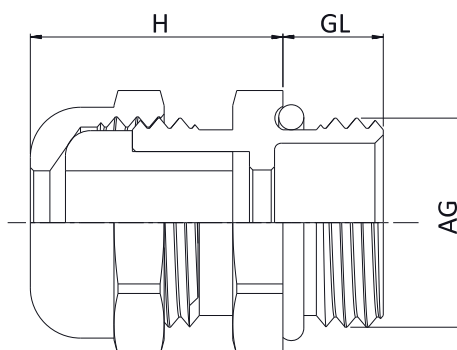
Properties

- Connection thread: metric (EN60423) / PG (DIN 40430)
- Protection class: IP68 at up to 3 bar
- Temperature range: -20 °C +100 °C;
-40 °C +150 °C
- Easy to assemble
- Long thread versions available
- Lighting industry



Order code	Thread (AG)	Dimensions (mm)		Hex (mm)	Cable diameter (mm)	Package (pcs)
		H	GL			
MBM2MI06E0	M 6 x 1,0	10,5	6	8	2-3	100
MBM2MI08E0	M 8 x 1,25	15	6	14	2-4	100
MBM2MI08E1	M 8 x 1,25	15	6	11	3-5	100
MBM2MI10E0	M 10 x 1,5	15	6	14	2-4	100
MBM2MI10E1	M 10 x 1,5	15	6	14	3-6	100
MBM2MI10E2	M 10 x 1,5	14,5	6	12	4-6	100
MBM2MI12E0	M 12 x 1,5	15	6	14	2-4	100
MBM2MI12E1	M 12 x 1,5	15	6	14	3-6	100
MBM1MI07E0	PG 7	15	6	14	2-4	100
MBM1MI07E1	PG 7	15	6	14	3-6	100
MBM1MI09E0	PG 9	16,5	6	17	4-6	100
MBM1MI09E1	PG 9	16,5	6	17	6-8	100

Dimensions



Technical specifications

Material

- Cap nut and gland body: nickel-plated brass
- Clamping insert: polyamide PA6 V2
- Sealing ring: TPV
- Emc spring: AISI301
- O-ring: NBR

Properties

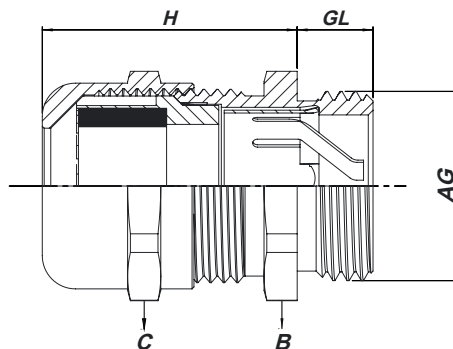
- Connection thread: metric (EN60423) / PG (DIN 40430)
- Protection class: IP68 - 5 bar
- Temperature range: -20 °C +100 °C;
-40 °C +150 °C
- Easy to assemble
- For cables with shielding
- Suitable for cables with and without inner sheath
- Highly conductive



Order code	Thread (AG)	Dimensions (mm)		Hex B (mm)	Hex C (mm)	Cable diameter (mm)	Weight (g)	Package (pcs)
		H	GL					
MBM2EC12E0	M 12 x 1,5	22	6	14	14	3-6,5	12,5	100
MBM2EC16E0	M 16 x 1,5	23	7	18	17	4-8	18,5	50
MBM2EC20E0	M 20 x 1,5	26,5	8	22	22	6-12	26,5	50
MBM2EC25E0	M 25 x 1,5	28	8	27	24	10-14	42	25
MBM2EC32E0	M 32 x 1,5	32,5	9	34	30	13-18	72,5	20
MBM2EC40E0	M 40 x 1,5	38	9	43	40	18-25	144,5	10
MBM2EC50E0	M 50 x 1,5	48	9	55	50	22-32	255	5
MBM2EC63E0	M 63 x 1,5	53	14	68	64	34-44	395,5	5

Order code	Thread (AG)	Dimensions (mm)		Hex (mm)	Cable diameter (mm)	Weight (g)	Package (pcs)
		H	GL				
MBM1EC07E0	PG 7	22	6	14	3-6,5	16,5	100
MBM1EC09E0	PG 9	23	6	17	4-8	18,5	50
MBM1EC11E0	PG 11	26	6	20	5-10	25	50
MBM1EC13E0	PG 13,5	26,5	6,5	22	6-12	30	50
MBM1EC16E0	PG 16	28	6,5	24	10-14	37	50
MBM1EC21E0	PG 21	32,5	7	30	13-18	62,5	25
MBM1EC29E0	PG 29	38	8	40	18-25	128	20
MBM1EC36E0	PG 36	48	9	50	22-32	232,5	10
MBM1EC42E0	PG 42	48	12	58	30-38	252,5	5
MBM1EC48E0	PG 48	52	14	64	34-44	355	5

Dimensions



Technical specifications

Material

- Cap nut and gland body: nickel-plated brass
- Sealing ring: EPDM
- O-ring: NBR - TPV

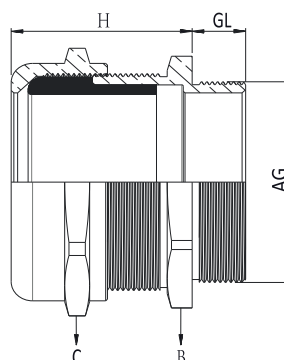
Properties

- Connection thread: metric (EN60423)
- Protection class: IP68
- Temperature range: -20 °C +100 °C;
-40 °C +150 °C
- High impact and temperature resistance
- Easy to assemble
- Wide cable range
- XL cables



Order code	Thread (AG)	Dimensions (mm)		Hex B (mm)	Hex C (mm)	Cable diameter (mm)	Weight (g)	Package (pcs)
		H	GL					
MBM2XL63E0	M 63 x 1,5	48	15	70	75	45-55	515	5
MBM2XL75E0	M 75 x 1,5	48	20	85	75	45-55	700	2
MBM2XL75E1	M 75 x 1,5	58	20	90	90	50-63	700	2
MBM2XL80E0	M 80 x 2,0	58	20	90	90	50-63	870	2
MBM2XL90E0	M 90 x 2,0	61	20	100	100	60-70	1109	2
MBM3XL21E0	2 ½"	48	20	85	75	45-55	590,2	2
MBM3XL21E1	2 ½"	58	20	90	90	50-63	950	2
MBM3XL30E0	3"	61	20	100	100	60-70	1093,4	2

Dimensions



Technical specifications

Material

- Screw plug: nickel-plated brass
- Sealing ring: NBR

Properties

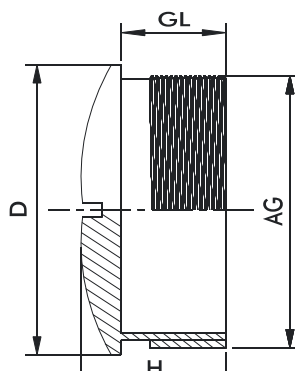
- Connection thread: metric (EN60423) / PG (DIN 40430)
- Protection class: IP68
- Temperature range: -40 °C +100 °C
- For unused threaded holes
- Assembly with a screwdriver
- Machine and equipment manufacturing
- Electric motor manufacturing



Order code	Thread (AG)	Dimensions (mm)			Weight (g)	Package (pcs)
		H	GL	D		
MBM2BS12E0	M 12 x 1,5	7,5	5	14	4,5	100
MBM2BS16E0	M 16 x 1,5	8	5	18	5,3	50
MBM2BS20E0	M 20 x 1,5	9,5	6,5	22	14,5	50
MBM2BS25E0	M 25 x 1,5	11	7	28	17	25
MBM2BS32E0	M 32 x 1,5	12	8	35	24,6	20
MBM2BS40E0	M 40 x 1,5	13	8,5	44	40,4	10
MBM2BS50E0	M 50 x 1,5	15	9	54	56,2	10
MBM2BS63E0	M 63 x 1,5	16	10	67	102,6	5

Order code	Thread (AG)	Dimensions (mm)			Weight (g)	Package (pcs)
		H	GL	D		
MBM1BS07E0	PG 7	8	5	14	3,7	100
MBM1BS09E0	PG 9	9	6	17	5,4	50
MBM1BS11E0	PG 11	9	6	20	7,9	50
MBM1BS13E0	PG 13,5	9,5	6,5	22	9,8	50
MBM1BS16E0	PG 16	9,5	6,5	24	15	50
MBM1BS21E0	PG 21	11	7	30	18,9	25
MBM1BS29E0	PG 29	12	8	39	69,4	20
MBM1BS36E0	PG 36	15	9	50	62,5	10
MBM1BS42E0	PG 42	16	10	57	86,1	5
MBM1BS48E0	PG 48	16	10	64	96,6	5

Dimensions



Technical specifications

Material

- Hexagonal locknut: nickel-plated brass
- Connection thread: metric (EN60423) / PG (DIN 40430)
- Temperature range: -60 °C +200 °C

Properties

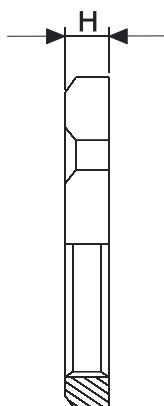
- For tightening of cable glands



Order code	Thread (AG)	Dimensions (mm)		Weight (g)	Package (pcs)
		H	Hex (mm)		
MBM2LS12E0	M 12 x 1,5	2,8	15	1,6	100
MBM2LS16E0	M 16 x 1,5	3	19	3	50
MBM2LS20E0	M 20 x 1,5	3,5	24	5,4	50
MBM2LS25E0	M 25 x 1,5	3,5	30	8,2	25
MBM2LS32E0	M 32 x 1,5	4	36	10,6	20
MBM2LS40E0	M 40 x 1,5	4	45	16,4	10
MBM2LS50E0	M 50 x 1,5	5	55	26,8	5
MBM2LS63E0	M 63 x 1,5	5	68	37	5

Order code	Thread (AG)	Dimensions (mm)		Weight (g)	Package (pcs)
		H	Hex (mm)		
MBM1LS07E0	PG 7	2,8	15	1,8	100
MBM1LS09E0	PG 9	2,8	18	2,2	50
MBM1LS11E0	PG 11	3	21	2,8	50
MBM1LS13E0	PG 13,5	3	23	3,4	50
MBM1LS16E0	PG 16	3	26	4,4	50
MBM1LS21E0	PG 21	3,5	32	7,4	25
MBM1LS29E0	PG 29	4	40	10,2	20
MBM1LS36E0	PG 36	5	50	17,2	10
MBM1LS42E0	PG 42	5	60	32,6	5
MBM1LS48E0	PG 48	5,5	64	35,8	5

Dimensions



Technical specifications

Material

- Hexagonal locknut: stainless steel AISI303 / AISI316L
- Connection thread: metric (EN60423) / PG (DIN 40430)
- Temperature range: -60 °C +200 °C

Properties

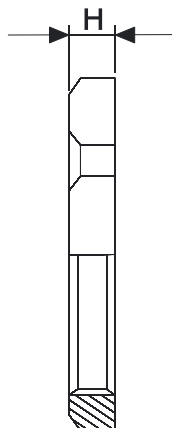
- For tightening of stainless steel cable glands



Order code	Thread (AG)	Dimensions (mm)		Weight (g)	Package (pcs)
		H	Hex (mm)		
MBS2LS12E0	M 12 x 1,5	2,8	15	2	100
MBS2LS16E0	M 16 x 1,5	3	19	4	50
MBS2LS20E0	M 20 x 1,5	3,5	24	5	50
MBS2LS25E0	M 25 x 1,5	3,5	30	8,5	25
MBS2LS32E0	M 32 x 1,5	4	36	12	20
MBS2LS40E0	M 40 x 1,5	4	46	17	10
MBS2LS50E0	M 50 x 1,5	5	55	28	5
MBS2LS63E0	M 63 x 1,5	5	70	37	5

Order code	Thread (AG)	Dimensions (mm)		Weight (g)	Package (pcs)
		H	Hex (mm)		
MBS1LS07E0	PG 7	2,8	15	2	100
MBS1LS09E0	PG 9	2,8	18	3	50
MBS1LS11E0	PG 11	3	22	4	50
MBS1LS13E0	PG 13,5	3	24	5	50
MBS1LS16E0	PG 16	3	27	7	50
MBS1LS21E0	PG 21	3,5	32	8,5	25
MBS1LS29E0	PG 29	4	41	10,2	20
MBS1LS36E0	PG 36	5	50	10	17
MBS1LS42E0	PG 42	5	60	28	5
MBS1LS48E0	PG 48	5,5	65	35	5

Dimensions



Technical specifications

Material

- Hexagonal locknut: nickel-plated brass;
Stainless steel AISI303 / AISI316L
- Connection thread: metric (EN60423) / PG (DIN 40430)
- Temperature range: -60 °C +200 °C

Properties

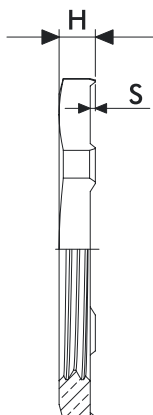
- For tightening of EMC cable glands



Order code Brass	Thread (AG)	Dimensions (mm)		Hex (mm)	Weight (g)	Package (pcs)
		H	S			
MBM2LS12E1	M 12 x 1,5	3,3	0,5	15	3	100
MBM2LS16E1	M 16 x 1,5	3,5	0,5	19	4	50
MBM2LS20E1	M 20 x 1,5	3,5	0,5	24	5	50
MBM2LS25E1	M 25 x 1,5	3,5	0,5	30	8,5	25
MBM2LS32E1	M 32 x 1,5	4,0	0,5	36	11	20
MBM2LS40E1	M 40 x 1,5	4,6	0,6	45	17	10
MBM2LS50E1	M 50 x 1,5	5,6	0,6	55	28	5
MBM2LS63E1	M 63 x 1,5	6,7	0,7	70	37	5
MBM2LS75E1	M 75 x 1,5	8,0	1,0	85	109	5

Order code Brass	Thread (AG)	Dimensions (mm)		Hex (mm)	Weight (g)	Package (pcs)
		H	S			
MBS1LS07E1	PG 7	3,3	0,5	15	3	100
MBS1LS09E1	PG 9	3,3	0,5	18	4	50
MBS1LS11E1	PG 11	3,5	0,5	21	5	50
MBS1LS13E1	PG 13,5	3,5	0,5	23	8	50
MBS1LS16E1	PG 16	3,5	0,5	26	11	50
MBS1LS21E1	PG 21	4,0	0,5	32	15	25
MBS1LS29E1	PG 29	4,6	0,6	40	19	20
MBS1LS36E1	PG 36	5,6	0,6	50	28	10
MBS1LS42E1	PG 42	5,6	0,6	60	37	5
MBS1LS48E1	PG 48	6,1	0,6	65	45	5

Dimensions




Ventilation glands

IP68

Polyamide, brass, stainless steel

Prevents corrosion from
condensation

Vibration- and UV-resistant



Technical specifications

Material

- Cap nut and gland body: polyamide PA6 V2
- Sealing ring: TPV
- O-ring: NBR / EPDM
- Vent membrane: acrylic co-polymer on nylon support (hydrophobic-oleophobic)

Properties

- Connection thread: metric (EN 60423), PG (DIN 40430)
- Protection class: IP68
- Temperature range: -20 °C +100 °C; -30 +150 °C (short term)
- Balances the pressure inside and outside of your systems
- Prevents corrosion and water condensation inside the enclosure
- Usable as both cable gland and venting element
- Extends the life time of your product
- Highest air flow level
- Anti-vibration protection
- UV resistance
- Easy to assemble
- Halogen Free
- High strain relief and chemical resistance

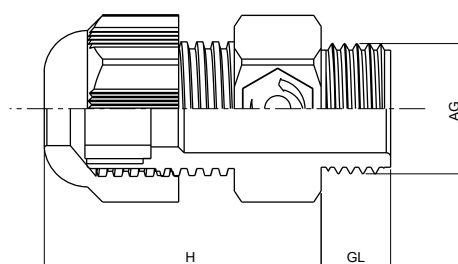
Applications

- Industrial and electronic applications
- Wind and solar applications
- Lighting industry
- Automotive and automation technology
- Railway industry



Order code	Thread (AG)	Color	Shade	Dimensions (mm)		Hex (mm)	Cable diameter (mm)	Hole diameter (mm)	Average air flow (l/H)	Water intrusion (bar)	Weight (g)	Package (pcs)
				H	GL							
MBP2VG12L0	M 12 x 1,5	Grey	RAL 7035	29	8	19	4-6,5	12,3	70	0,1	7	100
MBP2VG12B0		Black	RAL 9005									
MBP2VG16L0	M 16 x 1,5	Grey	RAL 7035	33	8	19	4-8	16,3	70	0,1	7	100
MBP2VG16B0		Black	RAL 9005									
MBP2VG16L1	M 16 x 1,5	Grey	RAL 7035	34	10	22	5-10	16,3	70	0,1	10	100
MBP2VG16B1		Black	RAL 9005									
MBP1VG07L0	PG 7	Grey	RAL 7035	29	8	19	4-8	13	70	0,1	7	100
MBP1VG07B0		Black	RAL 9005									
MBP1VG09L0	PG 9	Grey	RAL 7035	33	8	19	4-8	15,5	70	0,1	7,2	100
MBP1VG09B0		Black	RAL 9005									

Dimensions



Technical specifications

Material

- Cap nut and gland body: nickel-plated brass, stainless steel (AISI303 / 316L)
- Sealing ring: TPV
- Cable holder: polyamide PA6 V2
- O-ring: NBR / EPDM
- Vent membrane: acrylic co-polymer on nylon support (hydrophobic-oleophobic)

Properties

- Connection thread: metric (EN 60423), PG (DIN 40430)
- Protection class: IP68
- Temperature range: -20 °C +100 °C; -30 +150 °C (short term)
- Balances the pressure inside and outside of your systems
- Prevents corrosion and water condensation inside the enclosure
- Usable as both cable gland and venting element
- Extends the life time of your product
- Highest air flow level
- Anti-vibration protection
- Easy to assemble
- UV resistance
- High strain relief and chemical resistance

Applications

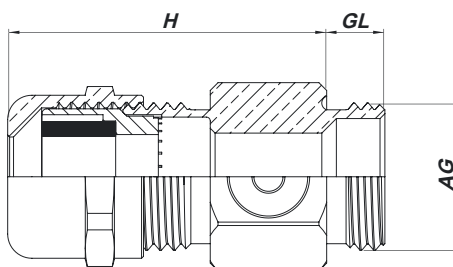
- Industrial and electronic applications
- Wind and solar applications
- Lighting Industry, food and beverage Industry
- Automotive and automation technology
- Railway industry



Order code	Thread (AG)	Type	Dimensions (mm)		Hex (mm)	Cable diameter (mm)	Hole diameter (mm)	Average air flow (l/H)	Water intrusion (bar)	Package (pcs)
			H	GL						
MBM2VG12E0	M 12 x 1,5	Brass	31,5	6	17	4-8	12,3	70	0,1	100
MBS2VG12E0		Stainless steel								
MBM2VG12E1	M 12 x 1,5	Brass	31,5	8	17	4-8	12,3	70	0,1	100
MBS2VG12E1		Stainless steel								
MBM2VG16E0	M 16 x 1,5	Brass	33,5	6	20	5-10	16,3	70	0,1	50
MBS2VG16E0		Stainless steel								
MBM2VG16E1	M 16 x 1,5	Brass	33,5	8	20	5-10	16,3	70	0,1	50
MBS2VG16E1		Stainless steel								
MBM2VG16E2	M 16 x 1,5	Brass	31,5	6	17	4-8	16,3	70	0,1	50
MBS2VG16E2		Stainless steel								
MBM2VG16E3	M 16 x 1,5	Brass	31,5	8	17	4-8	16,3	70	0,1	50
MBS2VG16E3		Stainless steel								
MBM2VG20E0	M 20 x 1,5	Brass	35	8	22	6-12	20,3	70	0,1	50
MBS2VG20E0		Stainless steel								

Order code	Thread (AG)	Type	Dimensions (mm)		Hex (mm)	Cable diameter (mm)	Hole diameter (mm)	Average air flow (l/H)	Water intrusion (bar)	Package (pcs)
			H	GL						
MBM1VG07E0	PG 7	Brass	31,5	6	17	4-8	13	70	0,1	100
MBS1VG07E0		Stainless steel								
MBM1VG07E1	PG 7	Brass	31,5	8	17	4-8	13	70	0,1	100
MBS1VG07E1		Stainless steel								
MBM1VG09E0	PG 9	Brass	31,5	6	17	4-8	15,5	70	0,1	50
MBS1VG09E0		Stainless steel								
MBM1VG09E1	PG 9	Brass	31,5	8	17	4-8	15,5	70	0,1	50
MBS1VG09E1		Stainless steel								
MBM1VG11E0	PG 11	Brass	33,5	6	20	5-10	19	70	0,1	50
MBS1VG11E0		Stainless steel								
MBM1VG11E1	PG 11	Brass	33,5	8	20	5-10	19	70	0,1	50
MBS1VG11E1		Stainless steel								
MBM1VG13E0	PG 13,5	Brass	35	6,5	22	6-12	21	70	0,1	50
MBS1VG13E0		Stainless steel								
MBM1VG13E1	PG 13,5	Brass	35	8	22	6-12	21	70	0,1	50
MBS1VG13E1		Stainless steel								

Dimensions



Technical specifications

Material

- Cap and body: polyamide PA6 V2
- O-ring: NBR / EPDM
- Vent membrane: acrylic co-polymer on nylon support (hydrophobic-oleophobic)

Properties

- Connection thread: metric (EN 60423)
- Protection class: IP68
- Temperature range: -20 °C +100 °C; -30 +150 °C (short term)
- Balances the pressure inside and outside of your systems
- Prevents corrosion and water condensation inside the enclosure
- Extends the life time of your product
- Various air flows
- UV resistance
- Easy to assemble
- Halogen Free
- High chemical resistance

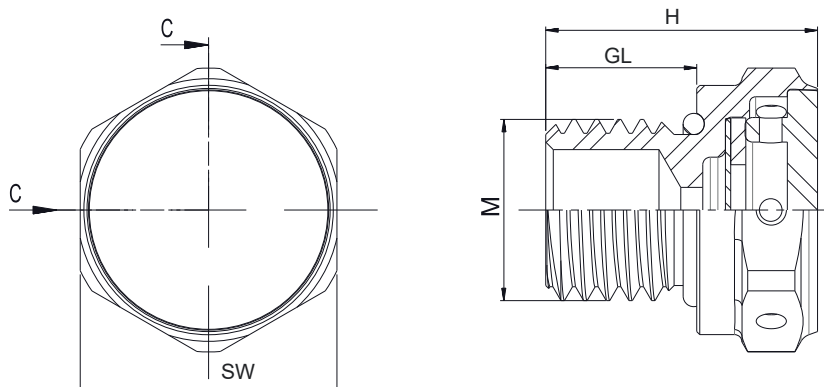
Applications

- Industrial and electronic applications
- Wind and solar applications
- Lighting industry
- Automotive and automation technology
- Railway industry



Order code	Thread (AG)	Color	Shade	Dimensions (mm)		Hex (mm)	Thread diameter (mm)	Hole diameter (mm)	Average air flow (l/h)	Water intrusion (bar)	Weight (g)	Package (pcs)
				H	GL							
MBP2VP12L0	M 12 x 1,5	Grey	RAL 7035	15	6	18	12	12,3	16	0,8	2,1	500
MBP2VP12B0		Black	RAL 9005									
MBP2VP12L1	M 12 x 1,5	Grey	RAL 7035	15	6	18	12	12,3	25	0,5	2,1	500
MBP2VP12B1		Black	RAL 9005									
MBP2VP12L2	M 12 x 1,5	Grey	RAL 7035	15	6	18	12	12,3	150	0,2	2,1	500
MBP2VP12B2		Black	RAL 9005									
MBP2VP12L3	M 12 x 1,5	Grey	RAL 7035	15	6	18	12	12,3	300	0,1	2,1	500
MBP2VP12B3		Black	RAL 9005									
MBP2VP12L4	M 12 x 1,5	Grey	RAL 7035	19	10	18	12	12,3	16	0,8	2,4	500
MBP2VP12B4		Black	RAL 9005									
MBP2VP12L5	M 12 x 1,5	Grey	RAL 7035	19	10	18	12	12,3	25	0,5	2,4	500
MBP2VP12B5		Black	RAL 9005									
MBP2VP12L6	M 12 x 1,5	Grey	RAL 7035	19	10	18	12	12,3	150	0,2	2,4	500
MBP2VP12B6		Black	RAL 9005									
MBP2VP12L7	M 12 x 1,5	Grey	RAL 7035	19	10	18	12	12,3	300	0,1	2,4	500
MBP2VP12B7		Black	RAL 9005									

Dimensions



Technical specifications

Material

- Cap and body: nickel-plated brass
- O-ring: NBR / EPDM
- Vent membrane: acrylic co-polymer on nylon support (hydrophobic-oleophobic)

Properties

- Connection thread: metric (EN 60423)
- Protection class: IP68
- Temperature range: -20 °C +100 °C; -30 +150 °C (short term)
- Balances the pressure inside and outside of your systems
- Prevents corrosion and water condensation inside the enclosure
- Extends the life time of your product
- Various air flows
- UV resistance
- Easy to assemble
- Halogen Free
- High chemical resistance

Applications

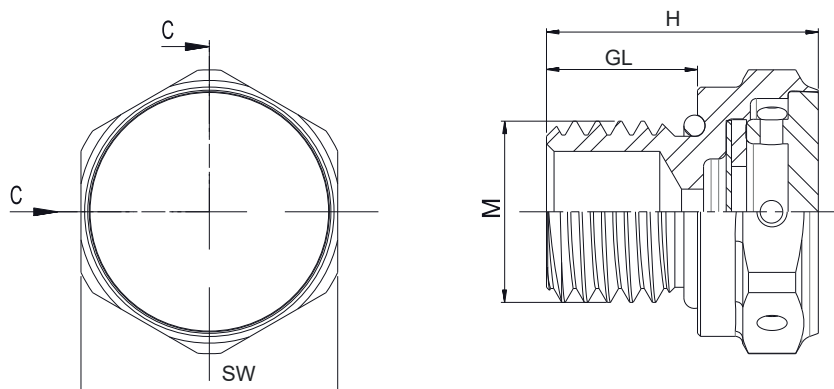
- Industrial and electronic applications
- Wind and solar applications
- Lighting industry
- Automotive and automation technology
- Railway industry



Order code	Thread (AG)	Dimensions (mm)		Hex (mm)	Thread diameter (mm)	Hole diameter (mm)	Average air flow (l/H)	Water intrusion (bar)	Package (pcs)
		H	GL						
MBM2VP04E0	M 4 x 0,70	10	3	12	4	4,2	6	0,1	100
MBM2VP04E1	M 4 x 0,70	10	3	12	4	4,2	9	0,1	100
MBM2VP04E2	M 4 x 0,70	10	3	12	4	4,2	45	0,1	100
MBM2VP04E3	M 4 x 0,70	10	3	12	4	4,2	105	0,1	100
MBM2VP08E0	M 8 x 1,25	13	6	12	8	8,2	6	0,1	100
MBM2VP08E1	M 8 x 1,25	13	6	12	8	8,2	9	0,1	100
MBM2VP08E2	M 8 x 1,25	13	6	12	8	8,2	45	0,1	100
MBM2VP08E3	M 8 x 1,25	13	6	12	8	8,2	105	0,1	100
MBM2VP10E0	M 10 x 1,5	13	6	12	10	10,2	6	0,1	100
MBM2VP10E1	M 10 x 1,5	13	6	12	10	10,2	9	0,1	100
MBM2VP10E2	M 10 x 1,5	13	6	12	10	10,2	45	0,1	100
MBM2VP10E3	M 10 x 1,5	13	6	12	10	10,2	105	0,1	100
MBM2VP12E0	M 12 x 1,5	14	6	17	12	12,3	16	0,8	100
MBM2VP12E1	M 12 x 1,5	14	6	17	12	12,3	25	0,5	100
MBM2VP12E2	M 12 x 1,5	14	6	17	12	12,3	150	0,2	100
MBM2VP12E3	M 12 x 1,5	14	6	17	12	12,3	300	0,1	100
MBM2VP12E4	M 12 x 1,5	18	10	17	12	12,3	16	0,8	100
MBM2VP12E5	M 12 x 1,5	18	10	17	12	12,3	25	0,5	100
MBM2VP12E6	M 12 x 1,5	18	10	17	12	12,3	150	0,2	100
MBM2VP12E7	M 12 x 1,5	18	10	17	12	12,3	300	0,1	100
MBS2VP04E0	M 4 x 0,70	10	3	12	4	4,2	6	0,1	100
MBS2VP04E1	M 4 x 0,70	10	3	12	4	4,2	9	0,1	100
MBS2VP04E2	M 4 x 0,70	10	3	12	4	4,2	45	0,1	100
MBS2VP04E3	M 4 x 0,70	10	3	12	4	4,2	105	0,1	100
MBS2VP08E0	M 8 x 1,25	13	6	12	8	8,2	6	0,1	100
MBS2VP08E1	M 8 x 1,25	13	6	12	8	8,2	9	0,1	100
MBS2VP08E2	M 8 x 1,25	13	6	12	8	8,2	45	0,1	100
MBS2VP08E3	M 8 x 1,25	13	6	12	8	8,2	105	0,1	100
MBS2VP10E0	M 10 x 1,5	13	6	12	10	10,2	6	0,1	100

Order code	Thread (AG)	Dimensions (mm)		Hex (mm)	Thread diameter (mm)	Hole diameter (mm)	Average air flow (l/H)	Water intrusion (bar)	Weight (g)
		H	GL						
MBS2VP10E1	M 10 x 1,5	13	6	12	10	10,2	9	0,1	100
MBS2VP10E2	M 10 x 1,5	13	6	12	10	10,2	45	0,1	100
MBS2VP10E3	M 10 x 1,5	13	6	12	10	10,2	105	0,1	100
MBS2VP12E0	M 12 x 1,5	14	6	17	12	12,3	16	0,8	100
MBS2VP12E1	M 12 x 1,5	14	6	17	12	12,3	25	0,5	100
MBS2VP12E2	M 12 x 1,5	14	6	17	12	12,3	150	0,2	100
MBS2VP12E3	M 12 x 1,5	14	6	17	12	12,3	300	0,1	100
MBS2VP12E4	M 12 x 1,5	18	10	17	12	12,3	16	0,8	100
MBS2VP12E5	M 12 x 1,5	18	10	17	12	12,3	25	0,5	100
MBS2VP12E6	M 12 x 1,5	18	10	17	12	12,3	150	0,2	100
MBS2VP12E7	M 12 x 1,5	18	10	17	12	12,3	300	0,1	100

Dimensions



MOREK Finland

MOREK Estonia

MOREK Latvia

MOREK Lithuania

MOREK Poland

MOREK Czech Republic

MOREK Slovakia

